



# PISTON COMPRESSORS

Volume is: 150 – 4.470 l/min



PISTON

up to 400 bars

## ... FOR INDUSTRIAL APPLICATIONS: DIRECT DRIVE; MOBILE



AT 6000

AT 5000

AT 6002  
AT 7002

Type	Receiver volume	Max. final pressure	Intake rate	Volumetric flow rate <sup>1</sup>	Motor output	No. cylinders	No. stages	Length	Width	Height	Weight	Sound level <sup>2</sup>
	L	bars	L/min	L/min	kW			mm	mm	mm	kg	dB(A)
AP 5000 D	50	10	310	190	1.5	1	1	1000	400	900	53	67
AP 5000 W	50	10	310	190	1.5	1	1	1000	400	900	53	67
AP 6000 D	50	10	475	311	2.2	2	1	1050	450	830	88	67
AP 6000 W	50	10	475	311	2.2	2	1	1050	450	830	88	67
AP 6002 D	90	10	475	311	2.2	2	1	1250	590	880	91	67
AP 6002 W	90	10	475	311	2.2	2	1	1250	590	880	91	67
AP 7002 D	90	10	620	423	3	2	1	1250	590	920	94	67
AP 7004 D	200	10	620	423	3	2	1	1400	650	1070	121	67
AP 8004 D	200	10	765	620	3.8	2	2	1400	650	1140	146	69
AT 5000 W	24	10	310	190	1.5	1	1	480	640	740	54	67
AT 6000 W	24	10	475	311	2.2	2	1	480	640	740	75	67
AT 6002 D	100	10	475	311	2.2	2	1	620	800	1300	85	67
AT 6002 W	100	10	475	311	2.2	2	1	620	800	1300	85	67
AT 7002 D	100	10	620	423	3	2	1	620	800	1300	88	67

<sup>1</sup> Volumetric flow rate in relation to operating pressure at 7 bars

<sup>2</sup> Sound pressure level in compliance with DIN 45635 T13, 4 m distance

W = alternating current 230 V ~ 1/50 Hz,

D = 3-phase alternating current 230/400 V ~ 3/50 Hz,

Protection class IP 54 ISO F

The speed is 1450 1/min

AP 7004  
AP 8004AP 6000  
AP 6002  
AP 7002

AP 5000



### Industrial quality mobile piston compressors.

Technical details of the series:

- High quality air intake filter, generously dimensioned, with easy-to-change filter inserts
- Valve plates made from top grade steel with stroke limiter and a long service life
- Steel quick-action coupling with an ULTRA FLOW valve for a high flow rate
- Stable chassis with large, broad rubber wheels for convenient transport and safety
- Pressure lines with finned surface for the best cooling action and a long service life
- Three-phase plug with phase rotation; simply choose the right motor rotation direction
- 2 manometers for receiver pressure and working pressure
- Generously dimensioned cast iron fan ensure the best possible cooling
- Brand pressure switch with relief valve and operating hours counter for optimal monitoring
- Robust class Eff 1 high quality energy-saving motor for low operating costs
- Control unit with filter regulator, oiler, manometer and 3 quick-action couplings (AT 6002, 7002)

# ... OR AS A MODULAR KIT FOR INDUSTRIAL APPLICATIONS

## Units



## Product variety



	Unit	Max. Final pressure	Intake rate	Volumetric flow rate <sup>1</sup>	Motor output	No. stages	Compressed air connection	Sound level <sup>2</sup> w/o or with box
		bars	L/min	L/min	kW		mm	dB(A)
oil-lubricated	A 309	10	310	190	1.5	1	22 x 1.5	76/65
	A 469	10	475	311	2.2	1	26 x 1.5	77/66
	A 609	10	620	423	3	1	26 x 1.5	77/67
	A 859	10	765	620	3.8	2	30 x 2	79/68
	A-N 279	10	280	217	1.5	2	26 x 1.5	74/61
	A-N 559	10	565	462	3	2	30 x 2	79/67
	A-N 759	10	765	620	3.8	2	30 x 2	79/67
	A-H 309	15	310	170	1.5	1	22 x 1.5	77/66
	A-H 279	15	280	203	1.5	2	26 x 1.5	74/61
	A-H 559	15	565	403	3	2	30 x 2	79/67
CLASS 0	A-H 759	15	765	527	3.8	2	30 x 2	79/67
	A-O 239	7	240	150	1.5	1	22 x 1.5	75/62
	A-O 279	10	280	212	1.5	2	26 x 1.5	74/61
	A-O 559	10	565	457	3	2	30 x 2	79/67
	A-O 759	10	765	587	3.8	2	30 x 2	79/67

Speed = 1450 min<sup>-1</sup>

<sup>1</sup> eff. delivery volume measured in continuous operation in compliance with VDMA-4362 at 8-bar operating pressure for 10-bar plants at 12-bar operating pressure for 15-bar plants

<sup>2</sup> Sound pressure level in compliance with DIN 45635 T13, 1 m distance  
 A-tower version: Volumetric flow rate: according to type of unit x number of units  
 Dimensions L x W x H 1600 x 790 x 1800 mm  
 Sound pressure level 62–65 dB(A) depending on the type and number of the units

### Industrial quality in a new design

These air-cooled, 1- or 2-stage compressors with direct drive are tough and economical.

### Technical details:

- Extensively ribbed cylinder made from high quality grey cast iron
- High performance cast-iron axial fan
- Needle bearings in both connecting-rod eyes
- Brand pressure switch with operating hours counter as standard (for the on-receiver version)

- Highly effective and large-dimensioned intake filter
- Energy-saving motor (Eff 1), protection type IP 54, protection class F

### Well-conceived modular system, proven layout

This modular system and the graded outputs facilitate economical use of the compressors in line with the respective requirements around the clock.

### Even for sensitive applications such as:

- Medicine/hospital
- Food
- Drinking water supply

these compressors are extremely suitable.




## THE ROBUST INDUSTRIAL SOLUTION ...



HL on base plate



HL on receiver



HLD on rubber-bonded metal bearing

Thanks to their well-conceived modular principle the series provide all options for use, even under the toughest industrial conditions up to 40 bars.

They set standards with regard to quality, operating reliability, service life and convenient operation.

These ALMiG pistons are known for their economical compressed air production, even in permanent three-shift operation.

The grey cast iron cylinders with large cooling ribs, combined with the large, high performance fan V-belt pulley (HL), form a highly effective cooling system for the lowest possible plant temperatures and highest compressed air quality.

Other significant advantages of the HL/HLD concept are:

- Low rpm and piston speed

- Generously dimensioned intake and pressure valves
- Intake and pressure lines for high overall plant efficiency.

Types of drives:

- HL = V-belt drive
- HLD = Direct drive

## ... FOR EXTENSIVE COMPRESSED AIR REQUIREMENTS UP TO 40 BARS

	Type	Receiver volume	Max. final pressure	Intake rate	Volumetric flow rate	Motor output	Cylinders	No. stages	Speed	Length	Width	Height	Weight	Compressed air connection
		L	bars	L/min	L/min	kW	Number		1/min	mm	mm	mm	kg	G"/mm
HL on base frame	HL 081012	-	10	693	512	4	2	1	660	1140	540	710	130	1/2
	HL 091012	-	10	909	665	5.5	2	1	866	1140	540	710	160	1/2
	HL 131013	-	10	1346	985	7.5	3	1	985	1350	570	750	210	3/4
	HL 181013	-	10	1790	1338	11	3	1	1135	1350	570	750	230	3/4
	HL 211014	-	10	1941	1456	11	4	1	815	1680	600	780	320	1
	HL 221014	-	10	2227	1640	15	4	1	925	1680	600	780	330	1
	HL 051522	-	15	515	420	4	2	2	975	1140	540	710	135	1/2
	HL 081523	-	15	810	675	5.5	3	2	770	1350	570	750	165	3/4
	HL 101523	-	15	1020	845	7.5	3	2	960	1350	570	750	165	3/4
	HL 131523	-	15	1296	1075	11	3	2	1220	1350	570	750	185	3/4
	HL 151524	-	15	1625	1360	11	4	2	910	1680	600	780	320	1
	HL 201524	-	15	2090	1695	15	4	2	1170	1680	600	780	340	1
	HL 221524	-	15	2335	1960	15	4	2	765	1900	690	880	410	1 1/2
	HL 023522	-	35	210	160	2.2	2	2	675	980	410	680	90	1/2
	HL 033522	-	35	280	225	3	2	2	900	980	410	680	95	1/2
	HL 043522	-	35	400	292	4	2	2	780	1140	540	710	145	1/2
	HL 053522	-	35	500	380	5.5	2	2	975	1140	540	710	155	1/2
	HL 083523	-	35	800	525	7.5	3	2	765	1350	570	750	220	1/2
HL 103523	-	35	1050	710	11	3	2	1000	1350	570	750	220	1/2	
HLD	HLD 174033	-	40	1730	1273	18.5	3	3	1470	1345	945	900	440	22 x 1.5
	HLD 204033	-	40	1923	1557	22	3	3	1470	1345	945	900	440	22 x 1.5
	HLD 284033	-	40	2749	1967	30	3	3	1470	1565	960	955	655	22 x 1.5
	HLD 304033	-	40	2956	2217	37	3	3	1470	1565	960	955	700	22 x 1.5
	HLD 524034	-	40	5204	3500	45	4	3	1470	1765	1068	1097	940	28 x 1.5
	HLD 604034	-	40	5912	4470	55	4	3	1470	1835	1068	1097	1075	28 x 1.5
HL on horizontal receiver	HL 081012-270	270	10	693	512	4	2	1	660	1150	630	1400	290	1/2
	HL 091012-270	270	10	909	665	5.5	2	1	866	1150	630	1400	290	1/2
	HL 131013-500	500	10	1346	985	7.5	3	1	985	1950	720	1330	350	3/4
	HL 181013-500	500	10	1790	1338	11	3	1	1135	1950	720	1330	370	3/4
	HL 051522-270	270	15	515	420	4	2	2	975	1150	630	1400	280	1/2
	HL 081523-500	500	15	810	675	5.5	3	2	770	1950	720	1330	350	3/4
	HL 101523-500	500	15	1020	845	7.5	3	2	960	1950	720	1330	360	3/4
	HL 131523-500	500	15	1296	1075	11	3	2	1220	1950	720	1330	380	3/4
	HL 023522-250	250	35	210	160	2.2	2	2	675	1150	700	1210	310	1/2
	HL 043522-500	500	35	400	292	4	2	2	780	2020	750	1400	445	3/4
	HL 053522-500	500	35	500	380	5.5	2	2	975	2020	750	1400	455	3/4
	HL 083523-500	500	35	800	525	7.5	3	2	765	2020	750	1400	520	3/4
HL 103523-500	500	35	1050	710	11	3	2	1000	2020	750	1400	545	3/4	

Volumetric flow rate in compliance with ISO 1217

• at 8-bar operating pressure for 10-bar plants

• at 12-bar operating pressure for 15-bar plants

• at 30-bar operating pressure for 35-bar plants

• at 40-bar operating pressure for 40-bar plants

## BOOSTER FOR RAISING PRESSURE UP TO 40 BARS ...



Booster on  
base plate



Booster on  
anti-vibration mounts

Booster	Min. admission pressure bars	Max. final pressure bars	Volumetric flow rate in compliance with ISO 1217 at final pressure						Rated motor output in kW at final pressure						No. cylinders	L x W x H mm	Compressed air connection G"/mm
			15 bars	20 bars	25 bars	30 bars	35 bars	40 bars	15 bars	20 bars	25 bars	30 bars	35 bars	40 bars			
			l/min	l/min	l/min	l/min	l/min	l/min	kW	kW	kW	kW	kW	kW			
BOOSTER 2-42-55	5.0	35	440	420	410	400	390	-	2.2	2.2	2.2	3.0	3.0	-	2	1110 x 480 x 720	1/2
BOOSTER 2-42-70	5.0	20	560	540	-	-	-	-	2.2	3.0	-	-	-	-	2		1/2
BOOSTER 2-42-74	5.0	40	590	565	550	530	520	480	3.0	3.0	3.0	4.0	4.0	4.0	2		1/2
BOOSTER 2-42-74	7.5	40	920	890	860	840	815	785	3.0	3.0	4.0	4.0	4.0	5.5	2		1/2
BOOSTER 2-42-74	10.0	40	1205	1180	1150	1135	1085	1070	3.0	4.0	4.0	4.0	5.5	5.5	2		1/2
BOOSTER 3-42-74	5.0	40	1300	1230	1190	1140	1110	1060	4.0	5.5	5.5	7.5	7.5	7.5	3		3/4
BOOSTER 3-42-74	7.5	40	1980	1910	1840	1800	1755	1700	4.0	5.5	7.5	7.5	11.0	11.0	3	3/4	
BOOSTER 3-42-74	10.0	40	2590	2530	2480	2440	2330	2300	4.0	5.5	7.5	11.0	11.0	11.0	3	3/4	
BOOSTER 2-60-66	4.0	40	1750	1820	1855	1750	1750	1680	18.5	18.5	18.5	18.5	18.5	18.5	2	1270 x 664 x 909	28 x 1.5
BOOSTER 2-60-66	5.0	40	2125	2210	2253	2125	2125	2040	18.5	18.5	18.5	18.5	18.5	18.5	2		28 x 1.5
BOOSTER 2-60-66	6.0	40	2500	2600	2650	2500	2500	2400	18.5	18.5	18.5	18.5	18.5	18.5	2		28 x 1.5
BOOSTER 2-60-66	7.0	40	2875	2990	3048	2875	2875	2760	18.5	18.5	18.5	18.5	18.5	18.5	2		28 x 1.5
BOOSTER 2-60-66	8.0	40	3375	3510	3578	3375	3375	3240	18.5	18.5	18.5	18.5	18.5	18.5	2		28 x 1.5

### Boosting pressure to gain maximum pressure

In the form of the Booster series in the 2.2 – 18.5 output range ALMiG offers a comprehensive product range of piston compressors mainly for further compressing the compressed air.

Boosters are used in all situations where compressed air is already available up to 10 bars, or they are “fed” from an upstream normal pressure compressor and compress the

compressed air in a downstream second compression process to the desired higher - maximum 40-bar - final pressure. They do so simply, reliably and without the necessity of investing in a high pressure network of ones own.

ALMiG Boosters are characterised by:

- Compact design
- A clear, service-friendly design

- Long service life even in permanent three-shift operation
- Low speeds (600 to 1450 min<sup>-1</sup>)
- A standard design for admission pressures between 5 and 10 bars (other admission pressures on request)

## ... HIGH PRESSURE UP TO 400 BARS

HP	Max. final pressure	Intake volume	Volumetric flow rate	Motor output	No. cylinders	No. stages	Speed	Length	Width	Height	Weight	Compressed air connection
	bars	L/min	L/min	kW			1/min 50 Hz	mm	mm	mm	kg	mm
HP 0435033	150	425	252	11	3	3	1450	1520	772	1566	524	10 x 2.5
HP 0435033	200		247	11								
HP 0435033	250		242	11								
HP 0435033	300		237	11								
HP 0435033	350		227	11								
HP 0540044	150	508	372	15	4	4	1450	1520	772	1566	524	10 x 2.5
HP 0540044	200		367	15								
HP 0540044	250		362	15								
HP 0540044	300		357	15								
HP 0540044	350		350	15								
HP 0540044	400		343	15								



HP, in standard soundproof housing

### HP series = High pressure up to 400 bars

The HP series contains everything a modern high-pressure compressor station up to 400 bar requires:

- Electronic controls, simple to operate
- No-loss direct drive, you can't get it any more energy-efficient
- Guaranteed reliable and low-maintenance operation thanks to hydraulic oil lubrication and crankshaft slide bearings
- Super sound insulation < 72 dB(A) thanks to sound-optimised housing
- Intelligent design principle for
  - small space requirements (<1m<sup>2</sup>)
  - small width significantly < 800 mm
- Maintenance-friendly, all maintenance points are easy to access through a lateral maintenance hatches or via the front side designed as a door
- Lowest compressed air outlet temperatures of only 5°C above the ambient temperature
- Residual oil content ≤ 3 mg/m<sup>3</sup> reduces the necessary expense for compressed air treatment and/or significantly extends their service life
- Integrated filters, demisters and condensate collection tank
- Extremely little vibration thanks to balancing of the free inertia forces

# INTELLIGENTE DRUCKLUFT MADE IN GERMANY

## In line with the customer's needs

With our innovative system concepts we offer customised solutions for almost all applications. Our endeavour lies not only in supplying compressors, we

offer ourselves as a competent system provider capable of offering solutions to all users of compressed air. That does not only apply to the consultation and installa-

tion phase of your new compressor(s), but naturally continues in all areas of service, maintenance and visualisation.  
**Challenge us!**

Screw compressors 2,2 – 500 kW	Piston compressors 1,5 – 55 kW	Turbocompressors 200 – 2000 kW	Blower 1,5 – 55 kW	Complete accessories	Control, regulate, monitor
<ul style="list-style-type: none"> <li>• Fixed speed</li> <li>• With energy-saving speed control</li> <li>• Oil-free, with water injection</li> <li>• Oil-free, 2-stage</li> </ul> <p>Available drive types:</p> <ul style="list-style-type: none"> <li>• V-belt</li> <li>• Gearbox</li> <li>• Direct</li> </ul>	<ul style="list-style-type: none"> <li>• Oil-lubricated</li> <li>• Oil-free</li> <li>• Normal pressure, medium pressure, high-pressure</li> <li>• Booster</li> <li>• Mobile / stationary</li> </ul> <p>Available drive types:</p> <ul style="list-style-type: none"> <li>• V-belt</li> <li>• Direct</li> </ul>	<ul style="list-style-type: none"> <li>• Oil-free</li> <li>• Radial, 3-stage compression</li> <li>• With / without sound-absorbing housing</li> </ul> <p>Available drive types:</p> <ul style="list-style-type: none"> <li>• Gearbox</li> </ul>	<ul style="list-style-type: none"> <li>• Fixed speed</li> <li>• With energy-saving speed control</li> </ul> <p>Available drive types:</p> <ul style="list-style-type: none"> <li>• V-belt</li> <li>• Direct</li> </ul>	<ul style="list-style-type: none"> <li>• Refrigerant dryers</li> <li>• Desiccant dryers, heatless and heat-regenerative</li> <li>• HOC (heat of compression)</li> <li>• Activated carbon adsorbers</li> <li>• Filters, all particle sizes</li> <li>• Condensate management</li> <li>• Heat recovery systems</li> <li>• Pipework Systems</li> </ul> <p>All components are optimally matched to the compressors</p>	<ul style="list-style-type: none"> <li>• Base load changeover controls</li> <li>• Consumption-related controls</li> <li>• Visualisation (we display your compressed airstation on the PC)</li> <li>• Telemonitoring (the hotline of your compressed air station)</li> </ul>

## Our quality standards mean you can rely on our machines



ISO 9001



ISO 14001



IRIS



Your expert advisor